

A teacher's guide to school self-evaluation



Llywodraeth Cymru
Welsh Government

www.cymru.gov.uk

Key Stage 4 pack

B. All Wales Core Data Sets contextual pack

Further information

Enquiries about this pack should be directed to:

School Information and Improvement Branch

Welsh Government

Cathays Park

Cardiff

CF10 3NQ

Tel: 029 2082 6014

e-mail: IMS@wales.gsi.gov.uk

Additional copies

This document can be accessed from the Welsh Government's website at learning.wales.gov.uk

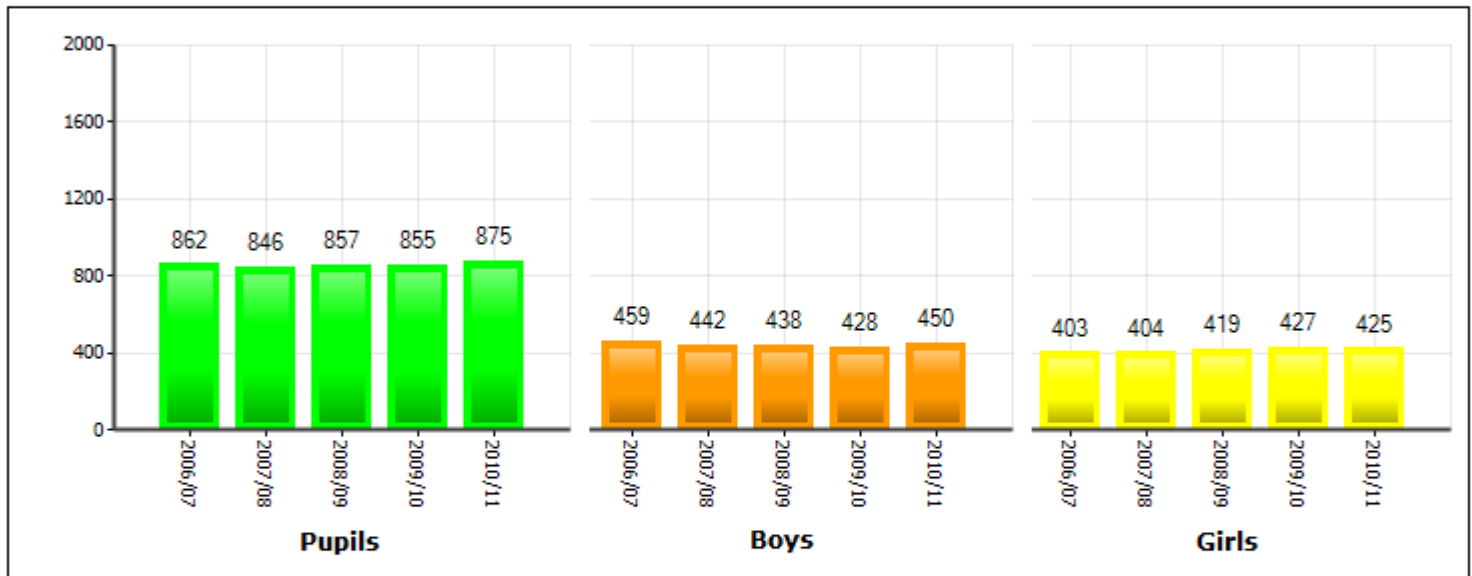
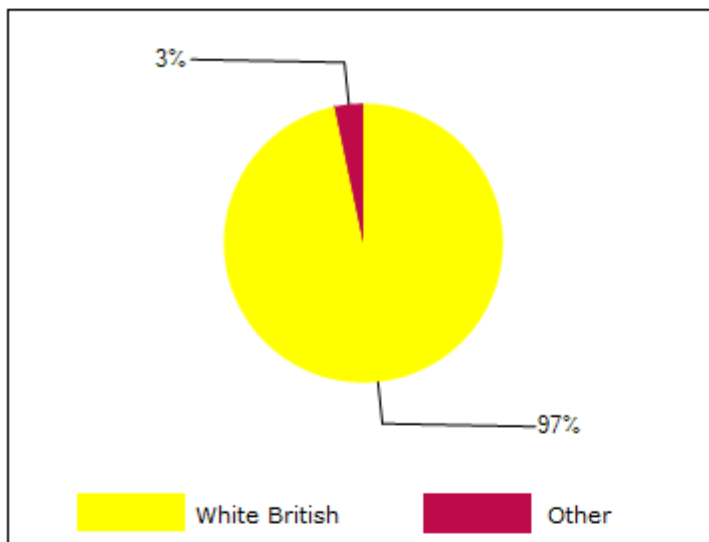


Welcome to the KS4 Contextual Performance Dashboard

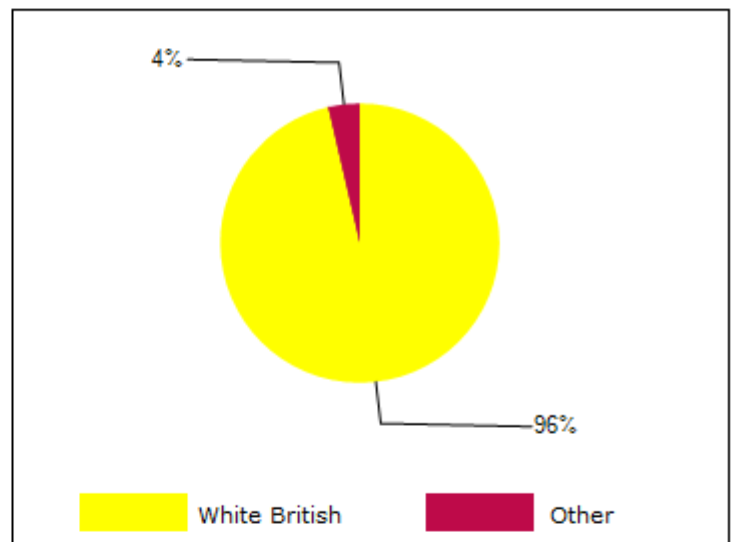
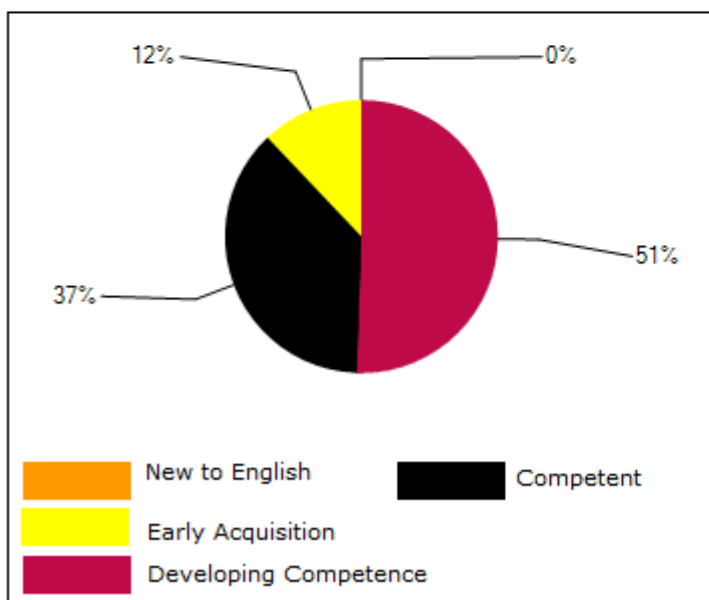
KS4 Contextual Table of Contents

Click on the page number to go directly to the page

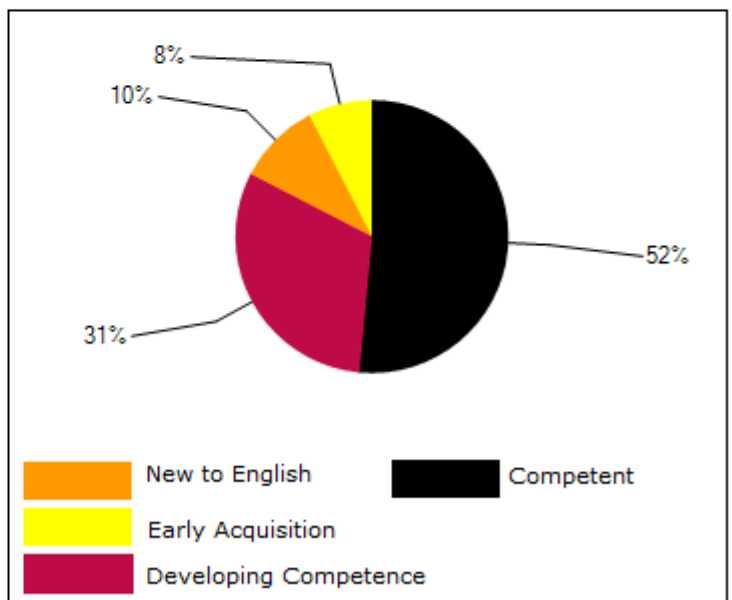
1.1a	Number of pupils of statutory school age by gender & year	Page 2
1.1b	Share of pupils by ethnic background, 2010 School	Page 2
	Share of pupils by ethnic background, 2010 Local authority	Page 2
1.1c	Share of EAL pupils by language acquisition level 2010 (n.b. see your PLASC return for no. of EAL pupils): School	Page 2
	Share of EAL pupils by language acquisition level 2010: Local authority	Page 2
1.2a	% of pupils subject to SEN provision by year	Page 3
1.2b	% of pupils of statutory school age entitled to free school meals by year	Page 3
1.3a	Cohort sizes by gender & year – KS4 (pupils aged 15)	Page 4
1.3b	% of 15 year olds achieving	Page 4

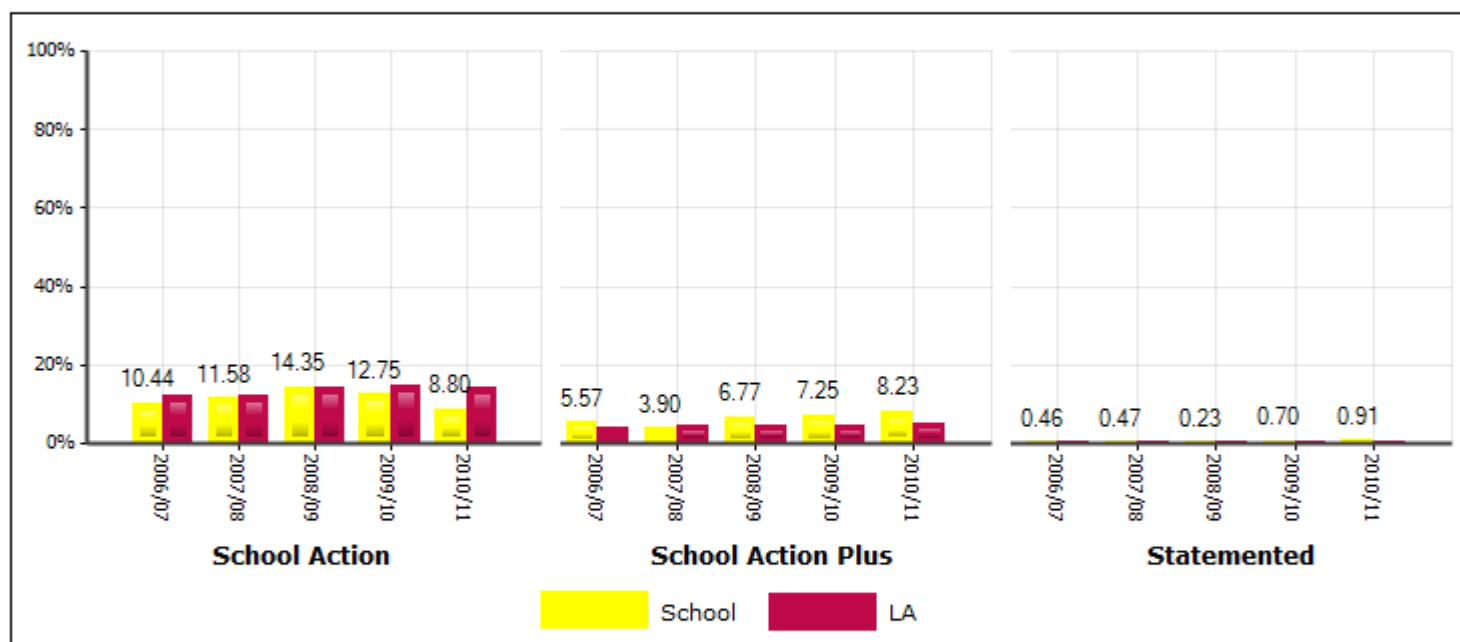
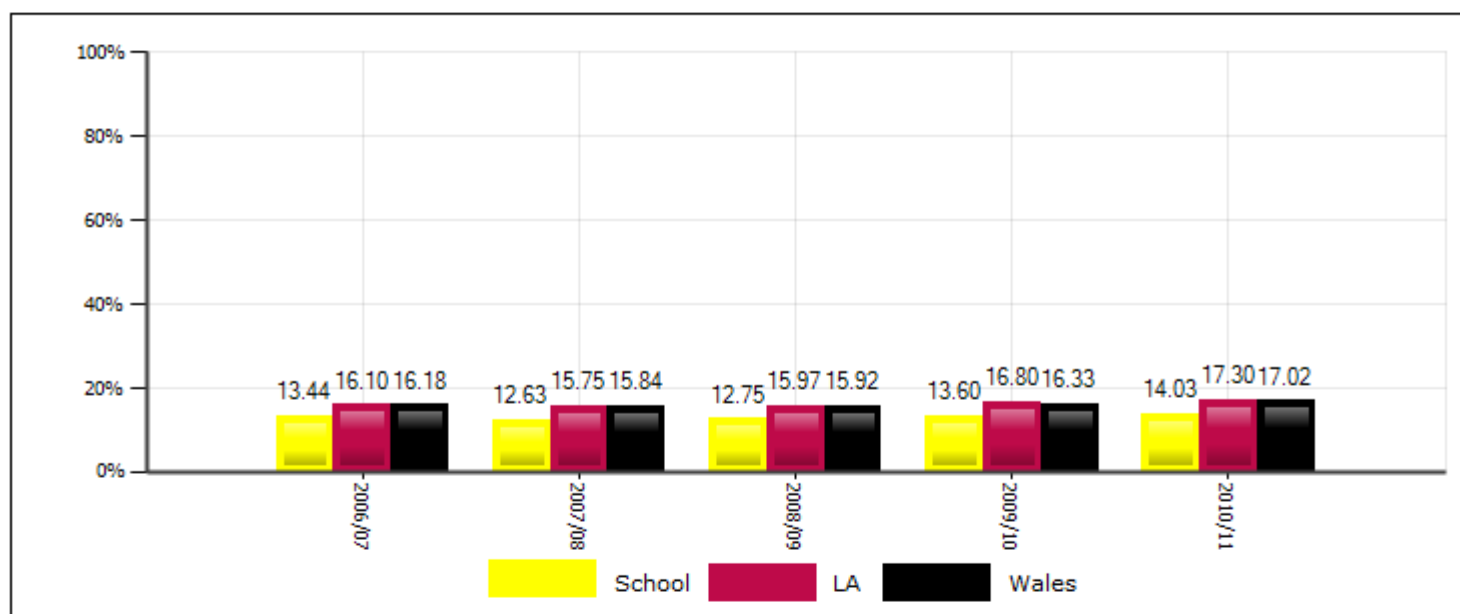
1.1a Number of pupils of statutory school age by gender and year**1.1b** Share of pupils by ethnic background, 2011 School

Share of pupils by ethnic background, 2011 Local authority

**1.1c** Share of EAL pupils by language acquisition level 2011 (n.b. see your PLASC return for no. of EAL pupils): School

Share of EAL pupils by language acquisition level 2011: Local authority

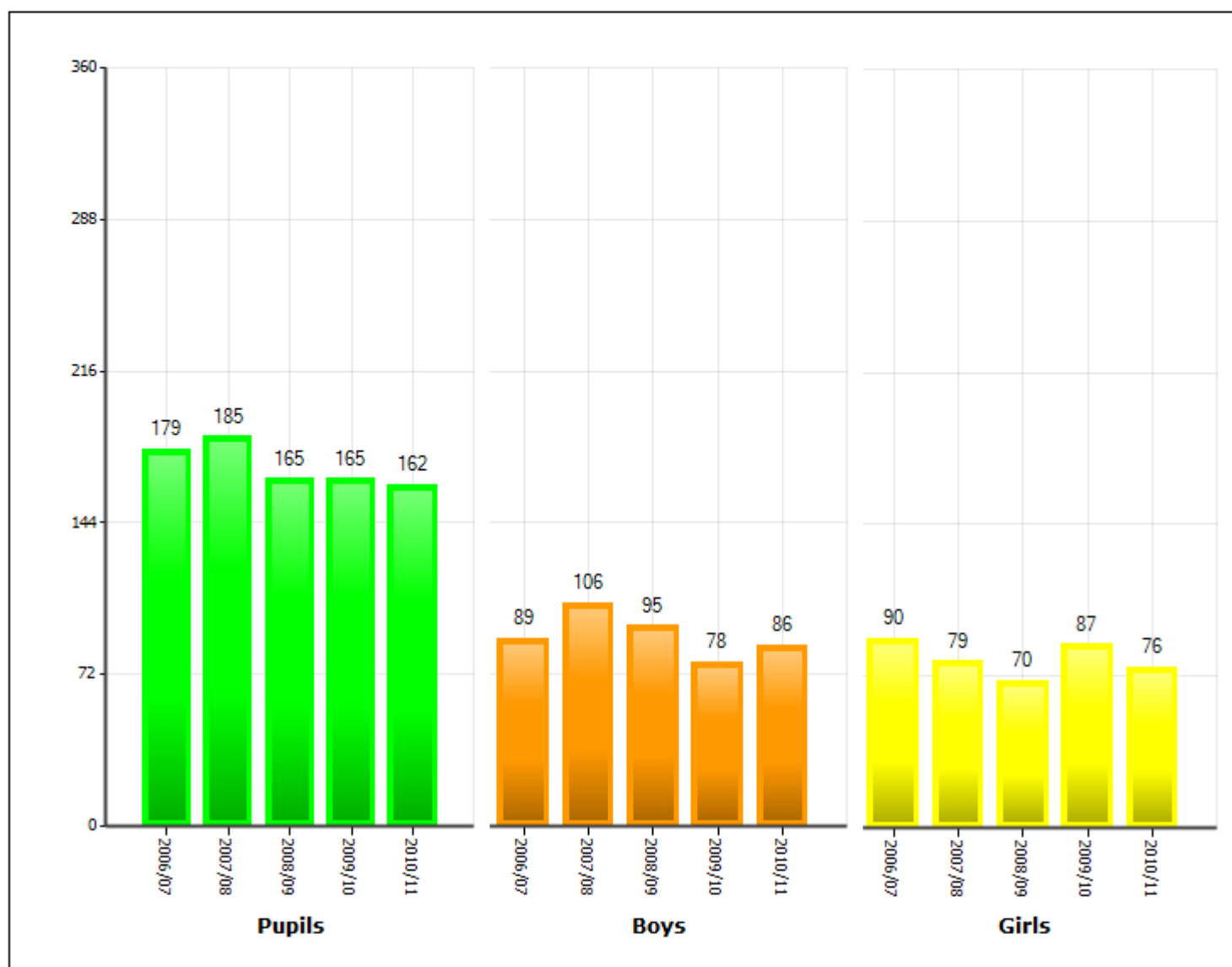


1.2a % of pupils subject to SEN provision by year**1.2b** % of pupils of statutory school age entitled to free school meals by year

FSM benchmarking group - pupils of statutory school age eligible for FSM

Title	2006/07	2007/08	2008/09	2009/10	2010/11
1) Up to and including 10%					
2) Over 10% and up to and including 15%	13.44	12.63	12.75	13.60	14.03
3) Over 15% and up to and including 20%					
4) Over 20% and up to and including 30%					
5) Over 30%					

Source: January Pupil Level Annual Schools' Census (PLASC)

1.3a Cohort sizes by gender & year – KS4 (pupils aged 15)**1.3b** % of 15 year olds achieving

Title	School					LA	Wales
	2006/07	2007/08	2008/09	2009/10	2010/11	2010/11	2010/11
CSI	41.90	55.14	52.73	50.30	46.30	44.82	48.66
Level 1	92.74	97.30	93.94	95.15	90.74	89.38	90.32
Level 2	49.72	65.95	61.21	64.24	60.49	63.21	67.29
Level 2 inc E/W/M		55.14	52.12	50.30	45.68	44.62	50.10

Source: School Examination Performance Information